

An office line created with working spaces in mind, made from entirely modular solutions and using neutral tones. Ensuring work environments are airy and well organised.



DESKS WITH SIDES
 from page 284



Made entirely of melamine, the desks with sides have an excellent quality/price ratio and are offered in three finishes to adapt to any environment.

DESKS WITH "T" LEG
 from p. 288



The structure of the T-leg desks, prepared for the passage of cables, is in painted steel and the top is made of melamine available in four finishes.

DESKS WITH "U" LEG
 from p. 292



The desks with "U" leg, best seller and essential furniture for a modern and essential office, have structures in white painted steel or embossed aluminium colour and melamine tops available in 3 finishes.

DRAWER UNITS AND SERVICE UNITS
 from page 296



All the desks in the Funzionale line can be combined with service units, drawer units with wheels and flush-mounted furniture, all made of melamine in 4 different finishes.

MEETING TABLES
 from page 300



The meeting tables allow the setting up of essential and modern meeting rooms: the tables can be entirely in melamine or equipped with structures and bases in painted steel with melamine tops.

BOOKCASES
 from page 316



The melamine bookcases complete the office furniture, creating organised and funzionale archive spaces and can be equipped with folder shelves, tops and finishing sides.





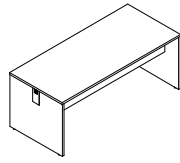


The desks consist of worktops and side panels th. mm. 25 made with anti-scratch and anti-reflective melamine panels and ABS edging with a radius of curvature 2 mm. The sides are equipped with adjustable levelling feet, cable guides in silver coloured ABS and are anchored to the top by means of a structural modesty panel th. mm. 18.



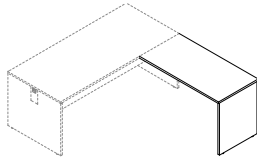


DESKS



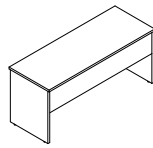
ITEM	VARIANTS	DIMENSIONS LxDxH (mm)
D5002	MD MG MK	800 x 800 x 745
D5006	MD MG MK	1200 x 800 x 745
D5012	MD MG MK	1400 x 800 x 745
D5016	MD MG MK	1600 x 800 x 745
D5022	MD MG MK	1800 x 800 x 745
D5026	MD MG MK	2000 x 800 x 745

EXTENSIONS FOR DESKS



ITEM	VARIANTS	DIMENSIONS LxDxH (mm)
D5092	MD MG MK	800 x 600 x 745
D5096	MD MG MK	1000 x 600 x 745

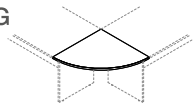
SERVICE TABLES



ITEM	VARIANTS	DIMENSIONS LxDxH (mm)
D5066	MD MG MK	800 x 600 x 745
D5072	MD MG MK	1200 x 600 x 745

ROUNDED 90° FITTING

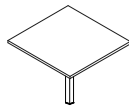
Supplied with coupling brackets.



ITEM	VARIANTS	DIMENSIONS LxDxH (mm)
D5235	MD MG MK	800 x 800 x 25

SQUARE COUPLING

Supplied with coupling brackets and column.

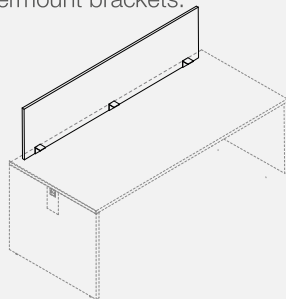


ITEM	VARIANTS	DIMENSIONS LxDxH (mm)
D5236X	GD GG GK	800 x 800 x 745

ACCESSORIES

FRONT PANELS

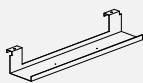
Supplied with undermount brackets.



ITEM	VARIANTS	DIMENSIONS LxDxH (mm)	FOR DESKS (mm)
D5210	MD MG MK	640 x 18 x 410	800
D5215	MD MG MK	1040 x 18 x 410	1200
D5220	MD MG MK	1240 x 18 x 410	1400
D5225	MD MG MK	1440 x 18 x 410	1600
D5230	MD MG MK	1640 x 18 x 410	1800
D5232	MD MG MK	1840 x 18 x 410	2000

CABLE DUCT

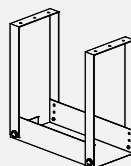
Supplied with brackets for undermount fixing. Colour embossed aluminium.



ITEM	DIMENSIONS LxDxH (mm)
D5233	440 x 150 x 100
D5234	640 x 150 x 100
D5241	1040 x 150 x 100

CPU RACK

With undermount fixing. Colour embossed aluminium.



ITEM	DIMENSIONS LxDxH (mm)
D5346G	230 x 490 x 560

CABLE GLAND BUSHING

Including desk hole. Silver colour.



ITEM	DIMENSIONS Ø (mm)
D7075	80







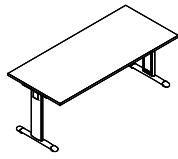
FURNITURE AND ARCHIVING FUNZIONALE | Desks with "T" legs

The work tops th. mm. 25 are made with anti-scratch and anti-reflective melamine panels and ABS edging with a radius of curvature 2 mm. The structures, prepared for the passage of cables, are painted with epoxy powders and consist of: legs in press-folded sheet steel th. 20/10 section mm. 35 x 105, base in tubular oval section mm. 60 x 30 with ABS end covers and levelling feet, telescopic beams in "C" shaped sheet metal th. 15/10.



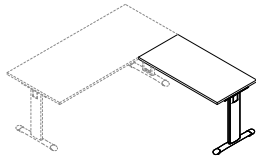


DESKS



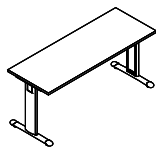
ITEM	VARIANTS				DIMENSIONS LxDxH (mm)
D5102	GD	GG	GK	GNA	800 x 800 x 745
D5106	GD	GG	GK	GNA	1200 x 800 x 745
D5112	GD	GG	GK	GNA	1400 x 800 x 745
D5116	GD	GG	GK	GNA	1600 x 800 x 745
D5122	GD	GG	GK	GNA	1800 x 800 x 745
D5126	GD	GG	GK	GNA	2000 x 800 x 745

EXTENSIONS FOR DESKS



ITEM	VARIANTS				DIMENSIONS LxDxH (mm)
D5192	GD	GG	GK	GNA	800 x 600 x 745
D5196	GD	GG	GK	GNA	1000 x 600 x 745

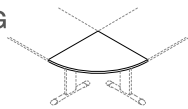
SERVICE TABLES



ITEM	VARIANTS				DIMENSIONS LxDxH (mm)
D5166	GD	GG	GK	GNA	800 x 600 x 745
D5172	GD	GG	GK	GNA	1000 x 600 x 745
D5176	GD	GG	GK	GNA	1200 x 600 x 745

ROUNDED 90° FITTING

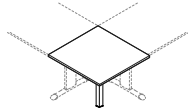
Supplied with coupling brackets.



ITEM	VARIANTS				DIMENSIONS LxDxH (mm)
D5237	MD	MG	MK	MNA	800 x 800 x 25

SQUARE COUPLING

Supplied with coupling brackets and column.



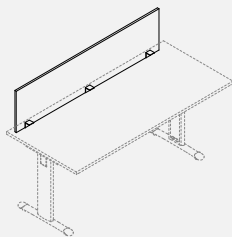
ITEM	VARIANTS				DIMENSIONS LxDxH (mm)
D5239X	GD	GG	GK	GNA	800 x 800 x 745

Embossed aluminium colour column.

ACCESSORIES

FRONT PANELS

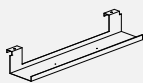
Supplied with undermount brackets.



ITEM	VARIANTS				DIMENSIONS LxDxH (mm)	FOR DESKS (mm)
D5210	MD	MG	MK	MNA	640 x 18 x 410	800
D5215	MD	MG	MK	MNA	1040 x 18 x 410	1200
D5220	MD	MG	MK	MNA	1240 x 18 x 410	1400
D5225	MD	MG	MK	MNA	1440 x 18 x 410	1600
D5230	MD	MG	MK	MNA	1640 x 18 x 410	1800
D5232	MD	MG	MK	MNA	1840 x 18 x 410	2000

CABLE DUCT

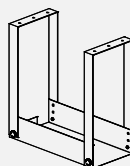
Supplied with brackets for undermount fixing. Colour embossed aluminium.



ITEM	DIMENSIONS LxDxH (mm)
D5233	440 x 150 x 100
D5234	640 x 150 x 100
D5241	1040 x 150 x 100

CPU RACK

With undermount fixing. Colour embossed aluminium.



ITEM	DIMENSIONS LxDxH (mm)
D5346G	230 x 490 x 560

CABLE GLAND BUSHING

Including desk hole. Silver colour.



ITEM	DIMENSIONS Ø (mm)
D7075	80







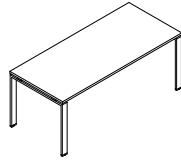
FURNITURE AND ARCHIVING FUNZIONALE | Desks with "U" legs

The work tops th. mm. 25 are made with anti-scratch and anti-reflective melamine panels and ABS edging with a radius of curvature 2 mm. The structures, painted with epoxy powders, consist of: legs made of tubular steel th. 15/10 with rectangular section mm. 70 x 20, complete with levelling feet in aluminium-coloured ABS; fixed bars for connection of the legs in tubular steel th. 15/10 embossed aluminium colour.



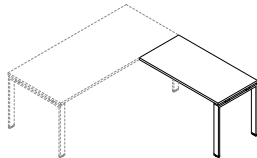


DESKS



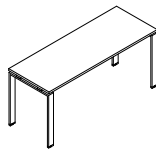
ITEM	VARIANTS						DIMENSIONS LxDxH (mm)
D5271	BD	BK	BNA	GD	GK	GNA	800 x 800 x 745
D5273	BD	BK	BNA	GD	GK	GNA	1200 x 800 x 745
D5275	BD	BK	BNA	GD	GK	GNA	1400 x 800 x 745
D5277	BD	BK	BNA	GD	GK	GNA	1600 x 800 x 745
D5279	BD	BK	BNA	GD	GK	GNA	1800 x 800 x 745
D5281	BD	BK	BNA	GD	GK	GNA	2000 x 800 x 745

EXTENSIONS FOR DESKS



ITEM	VARIANTS						DIMENSIONS LxDxH (mm)
D5307	BD	BK	BNA	GD	GK	GNA	800 x 600 x 745
D5309	BD	BK	BNA	GD	GK	GNA	1000 x 600 x 745

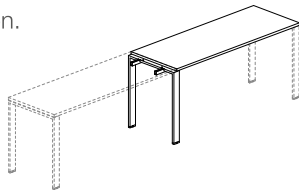
SERVICE TABLES



ITEM	VARIANTS						DIMENSIONS LxDxH (mm)
D5295	BD	BK	BNA	GD	GK	GNA	800 x 600 x 745
D5297	BD	BK	BNA	GD	GK	GNA	1200 x 600 x 745

DESK WITH CENTRAL LEG

For in line connection.

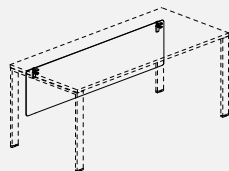


ITEM	VARIANTS						DIMENSIONS LxDxH (mm)
D5283C	BD	BK	BNA	GD	GK	GNA	800 x 800 x 745
D5285C	BD	BK	BNA	GD	GK	GNA	1200 x 800 x 745
D5287C	BD	BK	BNA	GD	GK	GNA	1400 x 800 x 745
D5289C	BD	BK	BNA	GD	GK	GNA	1600 x 800 x 745
D5291C	BD	BK	BNA	GD	GK	GNA	1800 x 800 x 745
D5293C	BD	BK	BNA	GD	GK	GNA	2000 x 800 x 745

ACCESSORIES

MODESTY PANEL

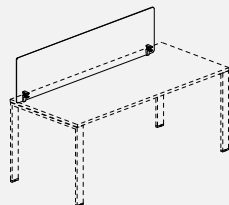
Supplied with undermount brackets.



ITEM	VARIANTS				DIMENSIONS LxDxH (mm)	FOR DESKS (mm)
D5342	MD	MG	MK	MNA	1440 x 18 x 410	1600
D5343	MD	MG	MK	MNA	1640 x 18 x 410	1800
D5344	MD	MG	MK	MNA	1840 x 18 x 410	2000

FRONT PANELS IN SATIN METH-ACRYLATE

Equipped with clamps.

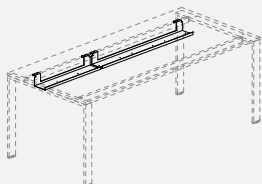


ITEM	DIMENSIONS LxDxH (mm)		FOR DESKS (mm)
D5338	1440 x 6 x 410		1600
D5339	1640 x 6 x 410		1800
D5340	1840 x 6 x 410		2000

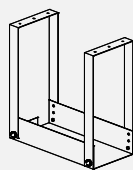
They can be mounted on all the desks of the FUNZIONALE series.

CABLE DUCT

With attachment on compact beam. Colour embossed aluminium.



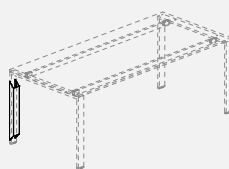
ITEM	DIMENSIONS LxDxH (mm)
D5348	1400 x 15 x 100
D5349	1800 x 15 x 100



CPU RACK

With undermount fixing.

ITEM	VARIANTS		DIMENSIONS LxDxH (mm)
D5346	B	G	230 x 490 x 560



VERTICAL

cable cover casing.

ITEM D5351

VARIANTS B - G

CABLE GLAND BUSHING

Including desk hole. Silver colour.



ITEM D7075

DIMENSIONS Ø (mm) 80





**Drawer units in melamine**

The drawer units, made with anti-scratch and anti-reflective melamine panels, th. mm. 18 edged in ABS with radius of curvature mm. 1, are equipped with swivel wheels with brake and simultaneous block locking.

Drawers with bottom in MDF sliding on metal guides with central locking, aluminium coloured handles and double key (numbered and safety folding).

Metal drawer units

The drawer units are made of epoxy powder coated steel, have rounded edges with a radius of curvature mm. 4 and are equipped with swivel wheels with brakes. Drawer fronts with side shaping for handle use. Drawers equipped with an anti-tipping system with partial extraction drawers, sliding on metal roller guides with bearings, including centralised lock and double key (numbered and safety folding).

Service and flush-mounted units

Structure made with anti-scratch and anti-reflective melamine panels th. mm. 18 edged in ABS with radius of curvature mm. 1.

The service units are equipped with pivoting wheels with brakes, drawers with MDF bottom sliding on metal roller guides with bearings, central locking, lock, aluminium coloured handles and double key (numbered and safety folding). The flush-mounted containers and drawer units are equipped with adjustable feet.





**WHEELED MELAMINE
DRAWER UNIT**



WITH 3 DRAWERS

Supplied with stationery tray.

ITEM	VARIANTS				DIMENSIONS LxDxH (mm)
D5260	MD	MG	MK	MNA	415 x 550 x 600

**FLUSH-MOUNTED DRAWERS
IN MELAMINE**

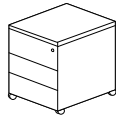


WITH 4 DRAWERS

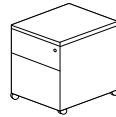
Supplied with stationery tray.

ITEM	VARIANTS				DIMENSIONS LxDxH (mm)
D4364	MD	MG	MK	MNA	415 x 600 x 745
D4366	MD	MG	MK	MNA	415 x 800 x 745

**WHEELED METAL DRAWER
UNITS**



Item **DS7583**



Item **DS7588**

Supplied with 1 stationery tray

ITEM	VARIANTS		DIMENSIONS LxDxH (mm)	DRAWERS
DS7583	AR	BI	425 x 530 x 580	3
DS7588	AR	BI	425 x 530 x 580	1+1 CARDEX

**WHEELED MELAMINE
SERVICE UNITS**



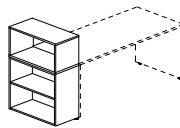
Item **D4337**

3 DRAWERS RH/LH

Open compartment with shelf and CPU compartment.

ITEM	VARIANTS				DIMENSIONS LxDxH (mm)	
D4335	MD	MG	MK	MNA	1020 x 570 x 620	RH
D4337	MD	MG	MK	MNA	1020 x 570 x 620	LH

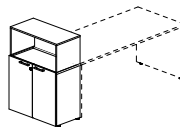
**FLUSH UNITS
IN MELAMINE
OPEN**
(Finishing top)



Item **D4341**

ITEM	VARIANTS			DIMENSIONS LxDxH (mm)	
D4339	MD	MDK	MDNA	800 x 415 x 745	Without Top Unit
D4341	MD	MDK	MDNA	800 x 415 x 1165	With Top Unit

WITH DOORS
(Finishing top)

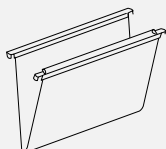


Item **D4345**

ITEM	VARIANTS			DIMENSIONS LxDxH (mm)	
D4343	MD	MDK	MDNA	800 x 415 x 745	Without Top Unit
D4345	MD	MDK	MDNA	800 x 415 x 1165	With Top Unit

ACCESSORIES

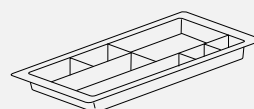
SUSPENDED FOLDER
For cardex drawers.



ITEM
D1205

DIMENSIONS
250 h.
spacing mm. 330

STATIONERY TRAY
For drawer units. Black.



ITEM
D31168

DIMENSIONS
LxDxH (mm)
350 x 180 x 20





The tops are made with anti-scratch and anti-reflective melamine wood panels th. mm. 25 edged in ABS with radius of curvature 2 mm.

The panel structures are made of melamine th. mm. 25 with ABS edging radius of curvature 2 mm.

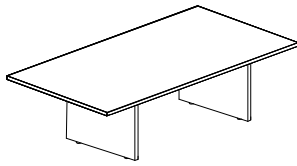
The "U" structures, painted with epoxy powders, consist of: legs made of tubular steel th. 15/10 with rectangular section mm. 70 x 20, complete with levelling feet in aluminium-coloured ABS; fixed bars for connection of the legs in tubular steel th. 15/10 embossed aluminium colour

The bases, in epoxy powder coated steel, consist of square bases 550 x 550 x 8 mm., tubular columns with square section mm. 100 x 100 and top fixing plate th. mm. 4.



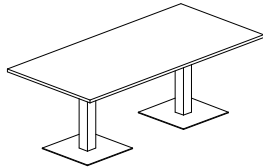


RECTANGULAR WITH SIDES



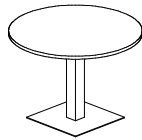
ITEM	VARIANTS				DIMENSIONS LxDxH (mm)
D5414X	MD	MG	MK	MNA	2100 x 1000 x 745
D5416X	MD	MG	MK	MNA	2400 x 1000 x 745

RECTANGULAR WITH BASES



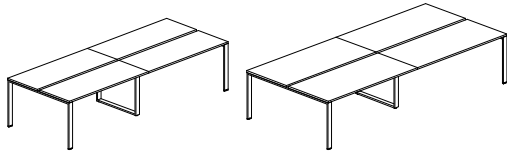
ITEM	VARIANTS							DIMENSIONS LxDxH (mm)
D5404X	BD	BK	BNA	GD	GG	GK	GNA	2100 x 1000 x 745
D5406X	BD	BK	BNA	GD	GG	GK	GNA	2400 x 1000 x 745

ROUND



ITEM	VARIANTS							DIMENSIONS ØxH (mm)
D5402X	BD	BK	BNA	GD	GG	GK	GNA	1050 x 745

RECTANGULAR WITH "U" LEG



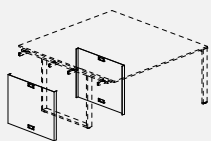
Item D5470

Item D5471

ITEM	VARIANTS						DIMENSIONS LxDxH (mm)
D5470	BD	BK	BNA	GD	GK	GNA	2800 x 1240 x 745
D5471	BD	BK	BNA	GD	GK	GNA	3200 x 1640 x 745

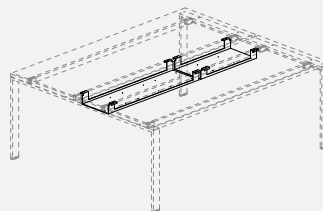


ACCESSORIES



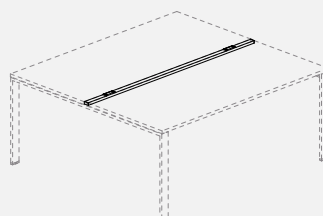
PAIR OF CABLE COVER CASINGS FOR CENTRAL "U" LEG
In metal.

ITEM	VARIANTS	DIMENSIONS LxDxH (mm)
D5352	B G	790 x 70 x 670



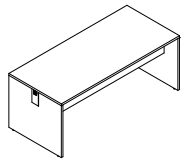
DOUBLE CABLE DUCTS KIT
For meeting tables with "U" leg. Colour embossed aluminium.

ITEM	DIMENSIONS LxDxH (mm)
D5353	1400 x 300 x 100
D5354	1600 x 300 x 100



CABLE GLAND BARS
For meeting tables with "U" leg. Shiny silver aluminium.

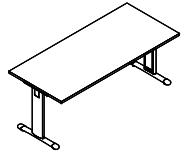
ITEM	DIMENSIONS LxDxH (mm)
D5355	1400 x 45 x 20
D5356	1600 x 45 x 20



DESKS AND TABLES WITH SIDES

WHITE	CLOUD GREY	STEEL
MD	MG	MK

FINISH VARIANTS

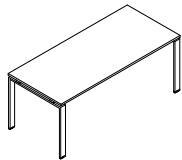


DESKS AND TABLES WITH "T" LEG

WHITE	CLOUD GREY	STEEL	WALNUT
GD	GG	GK	GNA

ALUMINIUM STRUCTURE

FINISH VARIANTS



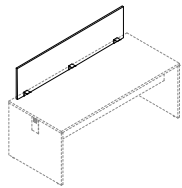
DESKS AND TABLES WITH "U" LEG

WHITE	STEEL	WALNUT	WHITE	STEEL	WALNUT
WHITE	WHITE	WHITE	ALUMINIUM	ALUMINIUM	ALUMINIUM
BD	BK	BNA	GD	GK	GNA

TOP

STRUCTURE

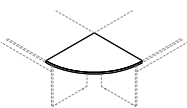
FINISH VARIANTS



FRONT PANELS AND MODESTY PANEL

WHITE	CLOUD GREY	STEEL	WALNUT	SATIN FINISH
MD	MG	MK	MNA	

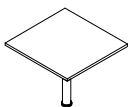
FINISH VARIANTS



ROUNDED COUPLINGS

WHITE	CLOUD GREY	STEEL	WALNUT
MD	MG	MK	MNA

FINISH VARIANTS



SQUARE COUPLINGS

WHITE	CLOUD GREY	STEEL	WALNUT
GD	GG	GK	GNA

ALUMINIUM COLUMN

FINISH VARIANTS



DRAWER UNITS SERVICE UNITS

WHITE	CLOUD GREY	STEEL	WALNUT
MD	MG	MK	MNA

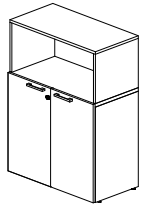
FINISH VARIANTS



METAL DRAWER UNITS

SILVER	WHITE
AR	BI

FINISH VARIANTS



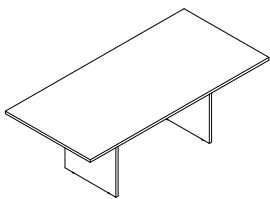
FLUSH UNITS

WHITE	STEEL	WALNUT
WHITE	WHITE	WHITE
MD	MDK	MDNA

TOP AND DOORS

STRUCTURE

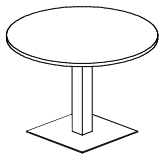
FINISH VARIANTS



MEETING TABLES WITH SIDES

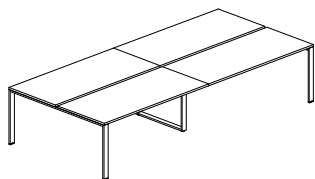
WHITE	CLOUD GREY	STEEL	WALNUT
MD	MG	MK	MNA

FINISH VARIANTS



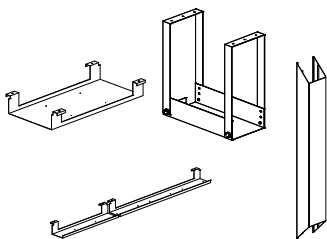
MEETING TABLES WITH COLUMN BASES

WHITE	STEEL	WALNUT	WHITE	CLOUD GREY	STEEL	WALNUT	TOP
WHITE	WHITE	WHITE	ALUMINIUM	ALUMINIUM	ALUMINIUM	ALUMINIUM	COLUMN
BD	BK	BNA	GD	GG	GK	GNA	FIN. V.



MEETING TABLES WITH "U" LEG

WHITE	STEEL	WALNUT	WHITE	STEEL	WALNUT	TOP
WHITE	WHITE	WHITE	ALUMINIUM	ALUMINIUM	ALUMINIUM	STRUCTURE
BD	BK	BNA	GD	GK	GNA	FINISH VARIANTS



CASINGS, CABLE GLANDS, DUCTS AND CPU RACKS

WHITE	ALUMINIUM EMBOSSED
B	G





The bookcases are made entirely in particle wood, finished with a stain-proof and scratch-proof melamine coating, with ABS edging and levelling feet h. mm. 18, adjustable from the inside.

Thicknesses: Structures mm. 18. Shelves mm. 25.

All the products are supplied disassembled.



OPEN BOOKCASES

Supplied with adjustable melamine shelves.



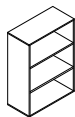
ITEM	VARIANTS	DIMENSIONS LxDxH (mm)	SHELVES
D4500	MD MG MNE	450 x 430 x 850	1



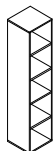
ITEM	VARIANTS	DIMENSIONS LxDxH (mm)	SHELVES
D4506	MD MG MNE	900 x 430 x 850	1



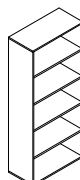
ITEM	VARIANTS	DIMENSIONS LxDxH (mm)	SHELVES
D4502	MD MG MNE	450 x 430 x 1270	2



ITEM	VARIANTS	DIMENSIONS LxDxH (mm)	SHELVES
D4508	MD MG MNE	900 x 430 x 1270	2



ITEM	VARIANTS	DIMENSIONS LxDxH (mm)	SHELVES
D4504	MD MG MNE	450 x 430 x 2100	3+1 fixed



ITEM	VARIANTS	DIMENSIONS LxDxH (mm)	SHELVES
D4510	MD MG MNE	900 x 430 x 2100	3+1 fixed



The bookcases are made entirely in particle wood, finished with a stain-proof and scratch-proof melamine coating, with ABS edging and levelling feet h. mm. 18, adjustable from the inside.

Doors: fitted with lock and aluminium coloured handle, can be in melamine or smoked tempered glass without frame. Also available in the satin-finish tempered glass variant with aluminium frame having section 20/20, complete with integrated handles.

Thicknesses: Structures and doors mm. 18. Shelves mm. 25. Tempered glass mm. 4.

All the products are supplied disassembled.

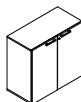


BOOKCASES WITH MELAMINE DOORS

Supplied with adjustable melamine shelves.



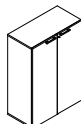
ITEM	VARIANTS				DIMENSIONS LxDxH (mm)	SHELVES
D4512	MD	MDK	MDNA	MG	450 x 450 x 850	1
	MGK	MGNA	MNEU			



ITEM	VARIANTS				DIMENSIONS LxDxH (mm)	SHELVES
D4520	MD	MDK	MDNA	MG	900 x 450 x 850	1
	MGK	MGNA	MNEU			



ITEM	VARIANTS				DIMENSIONS LxDxH (mm)	SHELVES
D4514	MD	MDK	MDNA	MG	450 x 450 x 1270	2
	MGK	MGNA	MNEU			



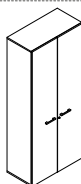
ITEM	VARIANTS				DIMENSIONS LxDxH (mm)	SHELVES
D4522	MD	MDK	MDNA	MG	900 x 450 x 1270	2
	MGK	MGNA	MNEU			



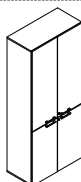
ITEM	VARIANTS				DIMENSIONS LxDxH (mm)	SHELVES
D4516	MD	MDK	MDNA	MG	450 x 450 x 2100	3+1 fixed
	MGK	MGNA	MNEU			




ITEM	VARIANTS				DIMENSIONS LxDxH (mm)	SHELVES
D4518	MD	MDK	MDNA	MG	450 x 450 x 2100	3+1 fixed
	MGK	MGNA	MNEU			



ITEM	VARIANTS				DIMENSIONS LxDxH (mm)	SHELVES
D4524	MD	MDK	MDNA	MG	900 x 450 x 2100	3+1 fixed
	MGK	MGNA	MNEU			

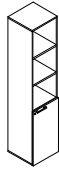


ITEM	VARIANTS				DIMENSIONS LxDxH (mm)	SHELVES
D4526	MD	MDK	MDNA	MG	900 x 450 x 2100	3+1 fixed
	MGK	MGNA	MNEU			

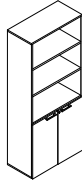


BOOKCASES WITH MELAMINE DOORS AND OPEN COMPARTMENT

Supplied with adjustable melamine shelves.



ITEM	VARIANTS				DIMENSIONS LxDxH (mm)	SHELVES
D4528	MD	MDK	MDNA	MG	450 x 450 x 2100	3+1 fixed
	MGK	MGNA	MNEU			



ITEM	VARIANTS				DIMENSIONS LxDxH (mm)	SHELVES
D4530	MD	MDK	MDNA	MG	900 x 450 x 2100	3+1 fixed
	MGK	MGNA	MNEU			

BOOKCASES WITH SMOKED AND MELAMINE GLASS DOORS

Supplied with melamine adjustable shelves.



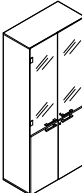
ITEM	VARIANTS			DIMENSIONS LxDxH (mm)	SHELVES
D4535	MD	MG	MNE	450 x 450 x 1270	2



ITEM	VARIANTS			DIMENSIONS LxDxH (mm)	SHELVES
D4543	MD	MG	MNE	900 x 450 x 1270	2



ITEM	VARIANTS				DIMENSIONS LxDxH (mm)	SHELVES
D4549	MD	MDK	MDNA	MG	450 x 450 x 2100	3+1 fixed
	MGK	MGNA	MNEU			



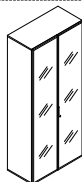
ITEM	VARIANTS				DIMENSIONS LxDxH (mm)	SHELVES
D4553	MD	MDK	MDNA	MG	900 x 450 x 2100	3+1 fixed
	MGK	MGNA	MNEU			

BOOKCASES WITH FRAMED SATIN GLASS AND MELAMINE DOORS

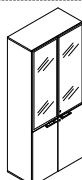
Supplied with melamine adjustable shelves.



ITEM	VARIANTS			DIMENSIONS LxDxH (mm)	SHELVES
D4540	MD	MG	MNE	900 x 450 x 1270	2




ITEM	VARIANTS			DIMENSIONS LxDxH (mm)	SHELVES
D4544	MD	MG	MNE	900 x 450 x 2100	3+1 fixed



ITEM	VARIANTS				DIMENSIONS LxDxH (mm)	SHELVES
D4552	MD	MDK	MDNA	MG	900 x 450 x 2100	3+1 fixed
	MGK	MGNA	MNEU			



FINISH VARIANTS page 321



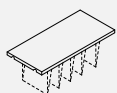
MELAMINE SHELVES
for bookcases of mm. 450 and mm. 900

ITEM	VARIANTS	DIMENSIONS LxDxH (mm)
D4556	MD MG MNE	410 x 410 x 25
D4558	MD MG MNE	860 x 410 x 25



FINISHING TOP
for bookcases.

ITEM	VARIANTS	DIMENSIONS LxDxH (mm)
D4588	MD MEU MG MK MNA	900 x 450 x 18
D4590	MD MEU MG MK MNA	1350 x 450 x 18
D4592	MD MEU MG MK MNA	1800 x 450 x 18
D4594	MD MEU MG MK MNA	2700 x 450 x 18



SHEET METAL SHELVES for bookcases
of mm. 450 and mm. 900

Designed to hold suspended folders.

ITEM	VARIANTS	DIMENSIONS LxDxH (mm)
D4560	D G N	410 x 410 x 25
D4562	D G N	860 x 410 x 25

SUSPENDED FOLDER
for sheet metal shelves.



ITEM
D1370

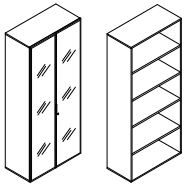
DIMENSIONS
280 h.
spacing mm. 330.

PRINTOUTS SUSPENDED FOLDER
for sheet metal shelves.



ITEM
D1371

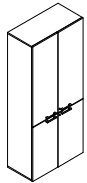
DIMENSIONS
325 h. - back mm. 30
spacing mm. 330.



BOOKCASES - OPEN AND GLASS

WHITE	CLOUD GREY	BLACK
MD	MG	MNE

FINISH VARIANTS



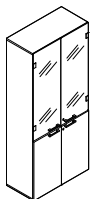
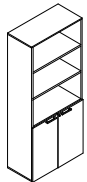
BOOKCASES WITH DOORS AND MIXED

WHITE	WHITE	CLOUD GREY	CLOUD GREY
WHITE	STEEL	CLOUD GREY	STEEL
MD	MDK	MG	MGK

STRUCTURE

MELAMINE DOORS

FINISH VARIANTS



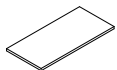
BLACK	WHITE	CLOUD GREY
EUCALYPTUS	WALNUT	WALNUT
MNEU	MDNA	MGNA

STRUCTURE

MELAMINE DOORS

FINISH VARIANTS

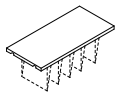
MELAMINE SHELVES



WHITE	CLOUD GREY	BLACK
MD	MG	MNE

FINISH VARIANTS

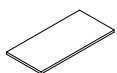
METAL SHELVES



WHITE	CLOUD GREY	BLACK
D	G	N

FINISH VARIANTS

FINISHING TOP



WHITE	STEEL	CLOUD GREY	WALNUT	EUCALYPTUS
MD	MK	MG	MNA	MEU

FINISH VARIANTS